

The Manufacturer

Lenstec, a leader in the design and manufacturing of intraocular lenses, has a worldwide reputation for high quality and innovation.



Formed in 1992, Lenstec is dedicated to advancing eye surgery by combining expertise in micromechanical engineering, superior manufacturing processes and lens design, for ophthalmic surgeons and their patients.

Lenstec is one of only 8 companies in the world to be awarded FDA (Food & Drug Administration) approval for supply of intraocular lenses within the USA, as well as demonstrating a truly global presence supplying devices to over 80 countries worldwide.



All products are CE certified and approved by the British Standards Institute (BSI) and ISO Certified for Quality Management

www.lenstec.com

Or is this your view?

Do I have Presbyopia?

Presbyopia is part of the normal aging process resulting in the hardening of the eye's natural lens and loss of function. This makes reading and focusing on near objects difficult without spectacles or contact lenses.



Do I have Myopia?

Myopia, or short sightedness, is a result of the image focusing in front of the retina rather than on its surface, which causes poor distance vision, requiring specialist spectacles or contact lenses for correction.



Do I have Hyperopia?

Hyperopia, or long sightedness, results in the image focusing behind the retina rather than directly on its surface, which causes poor near vision, requiring specialist spectacles or contact lenses for correction.



Do I have Cataracts?

Cataracts are a common condition which causes a natural clouding of the lens, making vision blurred, hazy and resulting in poor contrast.



Frustrated with your vision?



All these symptoms can be a result of presbyopia, myopia, hyperopia or cataracts. Advancements in technology now offer a solution to help improve your range of vision, with less dependence on spectacles, so that you can enjoy the activities that you once loved.

“I am delighted with my vision. My colours are vivid and absolutely wonderful. There is no comparison between now and before. I can now do my work with no trouble. Life is Easy. Distance vision allows me to drive, see television and I can read and thread a needle ”

Mitra Harris, aged 74, Retired Health Visitor

“I can thread a needle now, whereas I couldn't before. All colours are now so much more vibrant. My vision is sharper and I can see further in the distance. My distance vision is much more well-defined than before. I now live in a sparkly world ”

Anne Cattell, aged 65, Retired

“As a Consultant Anaesthetist, I require a full range of vision to be able to carry out my job successfully and constantly swapping from one pair of spectacles to another was tiresome and slowed me down.

Since having the procedure, I can now complete duties at work and tasks in general life with freedom from spectacles.

I am happy with the result and would recommend having this procedure ”

Dagobert Learch, aged 62, Consultant Anaesthetist

In the Patients' words:

“After consultation with my ophthalmologist I decided to have the SBL-3™ implanted and am now completely spectacle free.

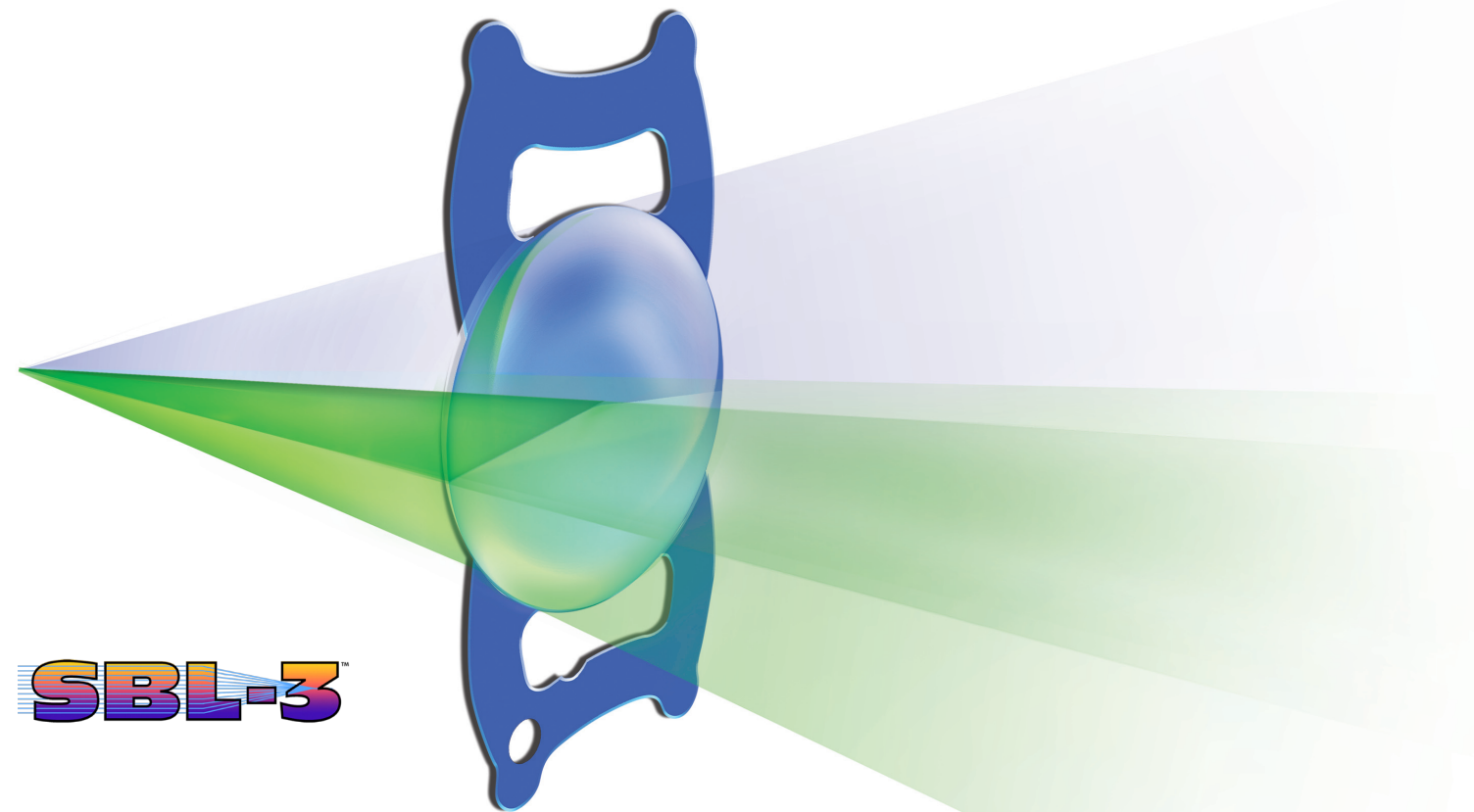
Working for a private ophthalmic clinic, whose aim is often to reduce patients dependency on spectacles, I can now use my personal experience to talk to patients with even more confidence about the lens and the procedure.”

Rosemary Adkins, aged 59, Ophthalmic Clinic Manager



There is an option

The SBL-3™ premium intraocular lens is designed to mimic the natural lens achieving excellent distance, intermediate and near vision, leading to greater spectacle independence.



Patient results and data for the SBL-3™ demonstrated high levels of success across the full visual spectrum for distance, intermediate and near, allowing the majority of patients to complete daily tasks with spectacle independence.

The SBL-3™ Premium intraocular lens could help you Live your life with a clear view once again

Patients results may vary

Why choose the SBL-3™ Premium Intraocular lens implant?

With micro-precision technology allowing the manufacturer to greatly exceed industry standards for lens power variance, the SBL-3™ Premium IOL provides an enhanced and accurate lens optic resulting in clear vision throughout the visual range.

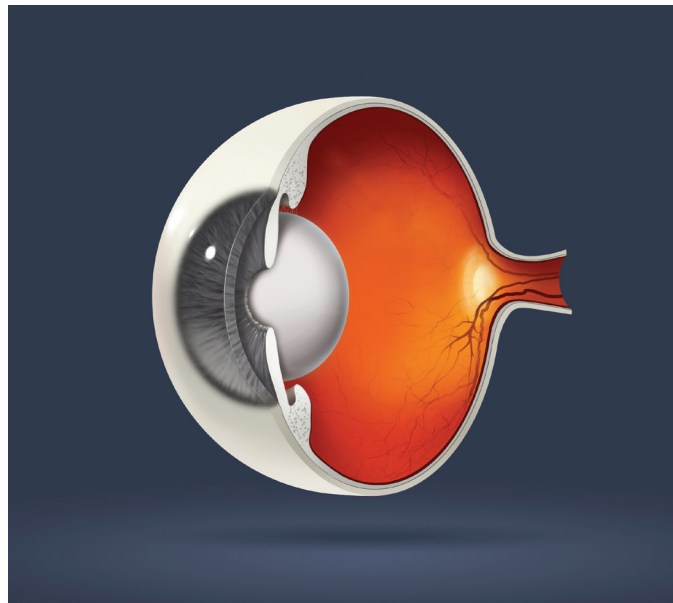


Fig1. The Natural Lens

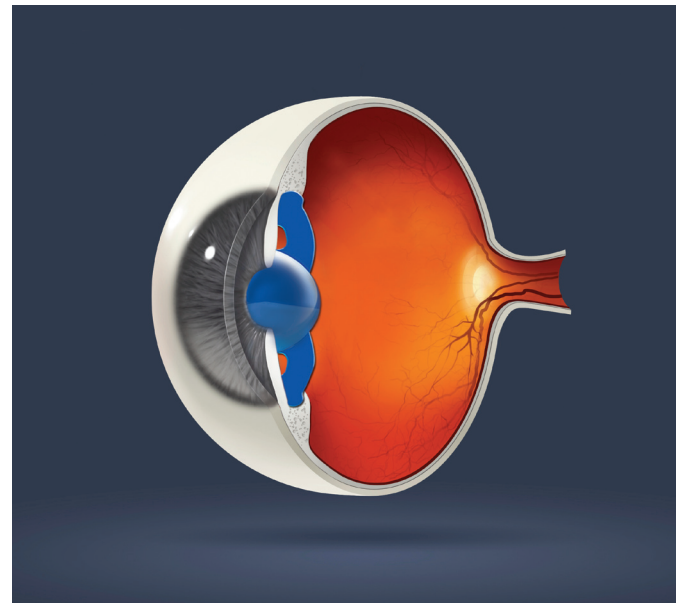


Fig2. The SBL-3™

Professional, high specification cameras and lenses use bi-aspheric lens optics to allow wider peripheral vision, visual range and depth of focus to create the clearest of images. This very same technology is used in the lens optic of the SBL-3™ Premium IOL.

Corrective measures to address presbyopia, myopia, hyperopia and cataracts involve removing the eye's natural lens and in its place positioning a high-tech intraocular lens (IOL).

Your Procedure

By visiting your specialist today you are now aware that there is a solution to the conditions that you are experiencing.

One option is to undertake a lens replacement procedure.

- > Lens surgery is one of the most common worldwide surgical procedures.
- > Over 14 million cataract and lens exchange surgeries are conducted every year.
- > Your short day case procedure aims to address the visual limitations that you are currently experiencing.
- > Anaesthetic is used to numb the eye with little or no discomfort felt during the procedure.
- > The natural lens is removed and replaced with the artificial lens, specifically calculated to meet your needs.
- > Post-surgery, some patients experience possible mild itching, discomfort or temporary blurred vision.
- > Usually clear vision is experienced within a couple of days of surgery.
- > Within a week of surgery most people have returned to normal activities.
- > Optimum results tend to be evident several weeks after surgery.

